



Modifying the company's main commercial registry data

Version Number: 1
Update Date: 05/29/2025

وزارة التجارة
Ministry of Commerce



المركز السعودي للأعمال
Saudi Business Center



Modifying the company's main commercial registry data



1

Steps to obtain the service

Click "Start Service"	1
Log in to your account via the National Unified Access or log in for investors who do not hold a Saudi ID or residency.	2
Select the service: From "Doing Business" > "Ministry of Commerce" > "Modify the Company's Main Commercial Register Data"	3
Start the service: View the commercial register data, then click "Continue," agree to the terms, and then click "Apply for Service."	4
Update data: Add business activities. - Enter license data. - Modify capital and e-commerce data. - Modify trade name. - Modify national address and contact information. - Modify directors' data.	5
Submit the application: Click "Submit Application."	6
Payment and follow-up: Pay fees, review the application, and print the invoice. - After payment, the annual confirmation is successfully completed.	7

To get the service link, [click here](#).

Commercial Registry Services

Modifying the company's main commercial registry data

1 Click on (Start Service)

The screenshot shows the website interface for modifying commercial registry data. The page title is "MODIFYING THE COMPANY'S MAIN COMMERCIAL REGISTRY DATA". It includes a "Description" section with tags for "Merchant", "Commercial Register", and "business sector". A "Service level agreement" section is also present. A "Steps" section lists two steps: 1. Click "Start Service" and 2. Log in to your account. On the right, a sidebar contains a "Start" button (highlighted with a red hand icon and '1'), "Beneficiary Group" (Merchant), "Duration of service" (immediately), and "The service is provided in" (Arabic and English). The top navigation bar includes "About Ministry", "Branches", "Regulations & Laws", "E-Services", "Guides & Procedures", and "Knowledge Center".

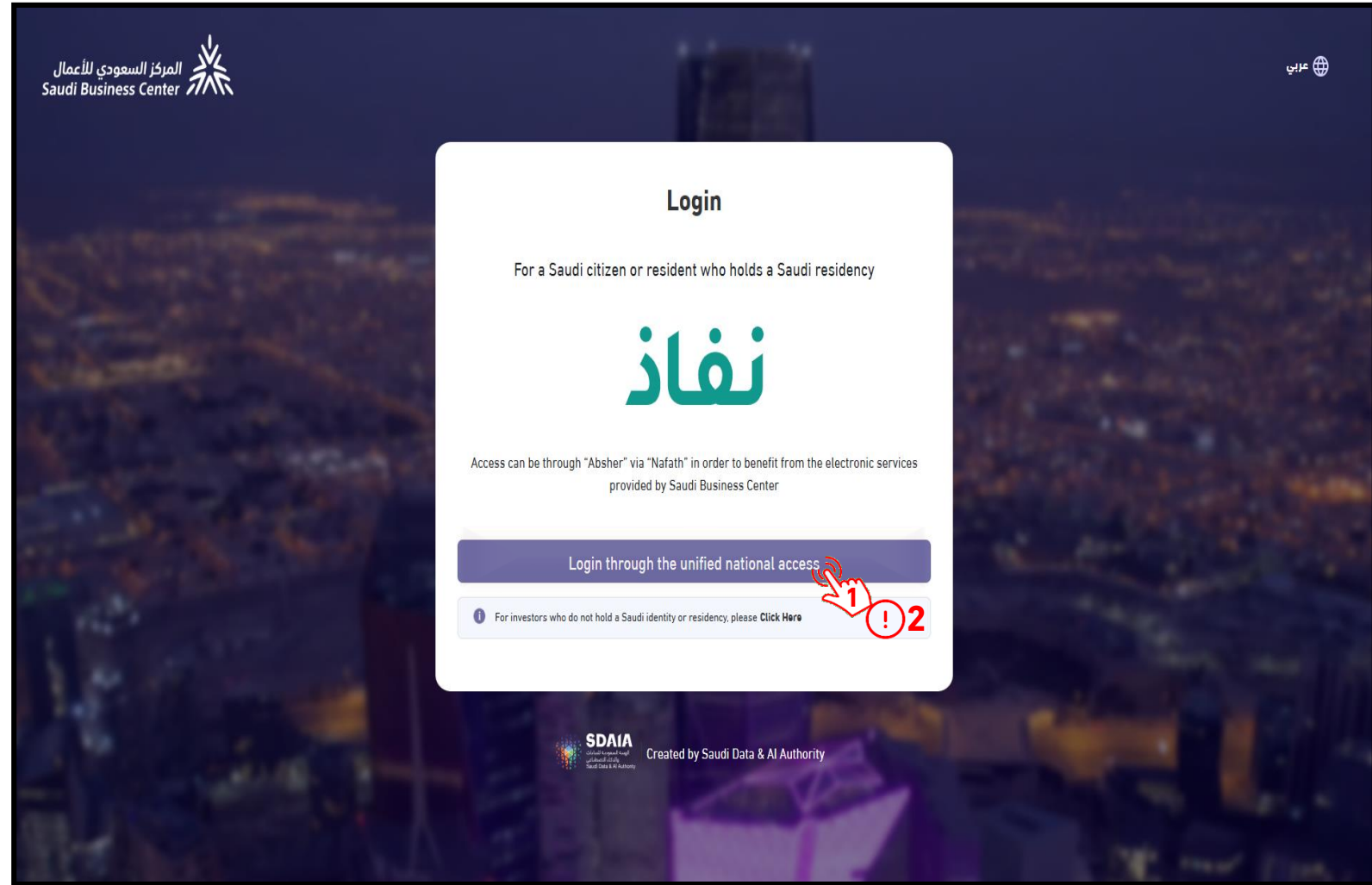
Note: By clicking on the (👉) mark, you will be transferred to the next stage of the service.

HOME

Modifying the company's main commercial registry data

 **1** Log in via the National Single Sign-On

 **2** Login for investors who do not hold a Saudi ID or residency



المركز السعودي للأعمال
Saudi Business Center

عربي



Login

For a Saudi citizen or resident who holds a Saudi residency

نفاذ

Access can be through "Absher" via "Nafath" in order to benefit from the electronic services provided by Saudi Business Center

Login through the unified national access

 **1**  **2**

For investors who do not hold a Saudi identity or residency, please [Click Here](#)

SDAIA
الهيئة السعودية للبيانات والذكاء الاصطناعي
Saudi Data & AI Authority
Created by Saudi Data & AI Authority

Note: By clicking on the () mark, you will be transferred to the next stage of the service.

HOME



Commercial Registry Services

Modifying the company's main commercial registry data

1 Click on (Business Operation)

The screenshot shows the 'Investor Section' of the Saudi Business Center. The left sidebar contains 'Electronic Services' with sub-items: 'Business Startup', 'Business Operation' (highlighted with a red hand icon and a '1' in a red circle), 'Business Termination', and 'General Services'. The main content area is titled 'Investor Section' and has three tabs: 'Investor Business Section' (selected), 'Investor Personal Section', and 'Commercial Registrations'. Below the tabs is a 'Commercial Registrations Information' section. It features two circular gauges: 'Registrations Status' showing 0 Active, 1 Canceled, and 0 Suspended; and 'Violation status at Commerce ministry' showing 0 Paid, 0 Unpaid, and 0 Canceled. To the right of these gauges is a bar chart showing '1' Establishment. Below this is a section for 'Type and characteristics of the company'. At the bottom, there is an 'E-Commerce Information' section showing 'Businesses registered with SBC'.

Note: By clicking on the () mark, you will be transferred to the next stage of the service.

HOME

Commercial Registry Services

Modifying the company's main commercial registry data

1 Click on (Ministry of Commerce)

The screenshot displays the Saudi Business Center website interface. The top navigation bar includes 'Home', 'My Requests', 'Inbox', 'Contact Us', and 'Submit Complaint'. A user is logged in as 'thani asher thani asher'. The left sidebar lists various government services, with 'Ministry of Commerce' highlighted and a red hand icon pointing to it. The main content area is titled 'Investor Section' and contains three tabs: 'Investor Business Section' (selected), 'Investor Personal Section', and 'Commercial Registrations'. Under 'Commercial Registrations Information', there are two circular gauges: 'Registrations Status' (0) and 'Violation status at Commerce ministry' (0). A progress bar shows '1' for 'The number of registered entities with you' and '1' for 'Establishment'. Below this, there is a section for 'Type and characteristics of the company' and 'E-Commerce Information'.

Registrations Status	Violation status at Commerce ministry
Active: 1	Paid: 0
Canceled: 0	Unpaid: 0
Suspended: 0	Canceled: 0

Note: By clicking on the (👉) mark, you will be transferred to the next stage of the service.

HOME

Commercial Registry Services

Modifying the company's main commercial registry data

- 1 Click on the service (Annual confirmation of main commercial Registration data for a company)

The screenshot shows the Saudi Business Center website interface. The top navigation bar includes 'Home', 'My Requests', 'Inbox', 'Contact Us', and 'Submit Complaint'. The user is logged in as 'thani asher thani asher'. The main content area is titled 'Investor Section' and contains three tabs: 'Investor Business Section', 'Investor Personal Section', and 'Commercial Registrations'. The 'Commercial Registrations Information' section displays two circular gauges: 'Registrations Status' (0) and 'Violation status at Commerce ministry' (0). A table shows the status of registrations: 1 Active, 0 Canceled, and 0 Suspended. Another table shows violation status: 0 Paid, 0 Unpaid, and 0 Canceled. A progress bar indicates 1 Establishment. The sidebar on the left lists various services, with 'Annual Confirmation of Main Commercial Registration Data for a Company' highlighted and marked with a red hand icon and the number 1.

Registrations Status	Count	Status
Active	1	Active
Canceled	0	Canceled
Suspended	0	Suspended

Violation status at Commerce ministry	Count	Status
Paid	0	Paid
Unpaid	0	Unpaid
Canceled	0	Canceled

1 The number of registered entities with you

1 Establishment

Note: By clicking on the (👉) mark, you will be transferred to the next stage of the service.

HOME

Commercial Registry Services

Modifying the company's main commercial registry data

1 View service description, terms and requirements

2 Accept the Terms of Service

3 Click on (Apply for the service)

المركز السعودي للأعمال
Saudi Business Center

Home My Requests Inbox Contact Us Submit Complaint

Fahad Mohammed Muath Khalid A+ عربي

Amendment of Commercial Registration Data for Sole Proprietorship

Service Terms and Requirements

Service Description 1


This service enables investors to update the main commercial registration data of a company.

Conditions and Requirements

- The commercial registration must be active.
- A valid license is required in case of adding an activity that requires a pre-issuance license
- A statement of cancellation of licenses must be provided in case of removing an activity that requires a pre-issuance license
- The activity must fall within the company's objectives.
- The practice of e-commerce must be determined if the applicant engages in it.
- The following must be verified if the company is foreign:
 -
- A valid investment license for the facility must be provided, with a duration of no less than 30 days
- The activities added to the application must be compatible with the investment license of the company.
 - The following must be verified if the company is a joint-stock or simplified joint-stock company:
- The minutes of the general assembly must be available.
- A letter requesting the amendment of the company's prints must be submitted, certified by the Chamber of Commerce.
- The members of the board of directors must not be government employees.

To continue you must agree to the terms of service

Cancel Apply For The Service → 3

Note: By clicking on the () mark, you will be transferred to the next stage of the service.

HOME

Commercial Registry Services

Modifying the company's main commercial registry data

- 1 Writing (the unified national number of the establishment)
- 2 Click on (Fetch Data)

المركز السعودي للأعمال
Saudi Business Center

Home My Requests Inbox Contact Us Submit Complaint

Fahad Mohammed Muath Khalid A+ عربي

Electronic Services

- Business Startup
- Business Operation
- Business Termination
- General Services

Amendment of Commercial Registration Data for Sole Proprietorship

Add a commercial registration

Entity Unified Number ⓘ

٧٠٠٤٤٤٤٤٤٤٥ ⓘ 1

Fetch Information ⓘ 2

← Back

SDAIA Development of the Saudi Data and Artificial Intelligence Authority

Privacy Policy Terms & Conditions FAQs

All rights reserved to the Saudi Center for Economic Business 2025 . Version 1.1.9

Note: By clicking on the (ⓘ) mark, you will be transferred to the next stage of the service.

HOME



Commercial Registry Services

Modifying the company's main commercial registry data

1 Specify the type of reason for the modification based on the merchant's request or the modification is a court ruling.

2 Press (continue)

المركز السعودي للأعمال
Saudi Business Center

Home My Requests Inbox Contact Us Submit Complaint

Fahad Mohammed Muath Khalid A+ عربي

Electronic Services

- Business Startup
- Business Operation
- Business Termination**
- General Services

Amendment of Commercial Registration Data for Sole Proprietorship

Applicant info

Name	Nationality	Identity Number	Relationship
فهد محمد معاذ خالد	العربية السعودية	1132381599	شريك

Commercial Registration Information Active Company

Trade Name	Unified National Number	Commercial Registration Issue Date	Commercial Registration confirmation Date
alkhamis Company	7003033114	H 12-09-1446 G 2025-03-12	H 22-09-1447 G 2026-03-11

Choose Edit Reason Type

Choose Edit Reason Type

Upon merchant's request

Adjudication

Back

Continue

All rights reserved to the Saudi Center for Economic Business 2025 . Version 1.1.9

Note: By clicking on the () mark, you will be transferred to the next stage of the service.

HOME

Commercial Registry Services

Modifying the company's main commercial registry data

1 Verify commercial register data

2 Press (Continue)

The screenshot shows the 'Commercial Registration Information' page for a company. The page is divided into several sections:

- Commercial Registration Information:** Shows 'Active' status, 'Company' type, and details for Trade Name, Unified National Number (7004444444), Commercial Registration Issue Date (13-08-1446), and Commercial Registration confirmation Date (03-11-1446).
- Commercial Activities:** Lists two activities: 'Keeping fish and fish products by drying, smoking or salting (102020)' and 'Keeping fish and fish products by cooling or freezing (102030)'. Both have 'Activity Details' links.
- Business Address:** Shows 'Official Business Address' (3665 Second Ring - 14332 - 8112) and 'Additional Information of Official Business Address' (Unit Type: Villa Loft, Unit Number: 4, Floor Number: 1).
- Contact Info:** Shows Mobile Number (00966548171652), Email (am.aa@gmail.com), Phone number, and Website Url (www.goo.com).

At the bottom right, there is a 'Cancel request' button and a 'Continue' button with a right arrow. A red '2' points to the 'Continue' button.

Note: By clicking on the () mark, you will be transferred to the next stage of the service.

HOME

Commercial Registry Services

Modifying the company's main commercial registry data

1 If you want to modify the commercial activities, click on (X).

2 If you wish to continue your business, click on "Continue."

The screenshot shows the 'Select Company's activities' page on the Saudi Business Center website. The page is divided into two main sections: 'Main Activities and Items' and 'Commercial Activity Name'. Under 'Main Activities and Items', there is a search bar and a list of activities. One activity, 'Information and Communication', is selected. Under 'Commercial Activity Name', there is a search bar and a list of activities. Two activities are selected: 'Providing management and control service of communication and information networks (620211)' and 'أنشطة الاستشارات في مجال الحساب الآلي (620212)'. The 'Selected Activities' section at the bottom shows two activities: 'Keeping fish and fish products by drying, smoking or salting (102020)' and 'Keeping fish and fish products by cooling or freezing (102030)'. Red arrows and numbers 1 and 2 indicate the 'X' mark and the 'Continue' button respectively.

Note: By clicking on the () mark, you will be transferred to the next stage of the service.

Modifying the company's main commercial registry data

- 1 Select the main business activity from a list of (main activities and purposes)

المركز السعودي للأعمال
Saudi Business Center

Home My Requests Inbox Contact Us

MOHAMMED HANI M ALMUNEEF

Duration and the company's headquarters Edit

Region: Riyadh Company Headquarters: RIYADH

Select Company's activities ?

Commercial activities will be added in the commercial registration details, and the company's purposes will be added within the Articles of Association details

Main Activities and Items ? Commercial Activity Name

Search in main activities and groups

- > Agriculture, Forestry and Fishing 0/92
- > Mining and quarrying 0/13
- > Manufacturing 0/132
- > Electricity, gas, steam and air conditioning supply 0/3
- > Water supply, sewerage, waste management and remediation activities 0/8
- > Construction 0/11
- > Wholesale and retail trade, repair of motor vehicles and motorcycles 0/29
- > Transportation and storage 0/19
- > Accommodation and food service activities 0/7

Search in main activities

Or activities will appear according to the chosen company's groups, or you can search for them.

Save →

Note: By clicking on the () mark, you will be transferred to the next stage of the service.

HOME

Modifying the company's main commercial registry data

- 1 Select a business name from a list of (main activities and purposes)

المركز السعودي للأعمال
Saudi Business Center

Home My Requests Inbox Contact Us

MOHAMMED HANI M ALMUNEEF عربي

Select Company's activities ⓘ

Commercial activities will be added in the commercial registration details, and the company's purposes will be added within the Articles of Association details

Main Activities and Items ⓘ Commercial Activity Name

Search in main activities and groups

Search in main activities

Agriculture, Forestry and Fishing 0/32

Cultivation of cereals, leguminous crops and oilseeds

Rice cultivation

Cultivation of vegetables, melons, roots and tubers

Cultivation of sugar cane

Cultivation of fiber crops includes (cotton, Jute, flax...etc.)

Cultivation of other non-permanent crops

Cultivation of grapes

Cultivation of tropical and semi-tropical fruits

Cr activities will appear according to the chosen company's groups, or you can search for them.

Save →

Note: By clicking on the (👉) mark, you will be transferred to the next stage of the service.

HOME

Commercial Registry Services

Modifying the company's main commercial registry data

- 1 Select the business name from a list of (main activities and purposes)
- 2 Press (Continue)

! If you add an activity that requires prior licenses from another party, the requirements for adding the license from the licensing party will appear.

The screenshot shows the 'Select Company's activities' page in Arabic. The page is titled 'Select Company's activities' and includes a sub-header 'Commercial activities will be added in the commercial registration details, and the company's purposes will be added within the Articles of Association details'. The page is divided into two main sections: 'Main Activities and Items' and 'Commercial Activity Name'. The 'Main Activities and Items' section has a search bar and a dropdown menu for 'Agriculture, Forestry and Fishing' with a count of '0/32'. Below this, there is a list of activities with checkboxes, including 'Cultivation of cereals, leguminous crops and oilseeds', 'Rice cultivation', 'Cultivation of vegetables, melons, roots and tubers', 'Cultivation of sugar cane', 'Cultivation of fiber crops includes (cotton, Jute, flax...etc.)', 'Cultivation of other non-permanent crops', 'Cultivation of grapes', and 'Cultivation of tropical and semi-tropical fruits'. The 'Commercial Activity Name' section has a search bar and a list of activities. The selected activity is 'أنشطة الاستشارات في مجال الحاسب الآلي (620212)' (Computer consultancy and computer facilities management activities). This activity has a 'Require Professional Licenses' button and an 'Activity Details' link. Below it, there is another activity 'أنشطة الاستشارات في مجال الاتصالات وتقنية المعلومات (620213)' (Information and communication consultancy activities) which also has a 'Require Professional Licenses' button and an 'Activity Details' link. At the bottom right, there is a 'Save' button with a right arrow. The page also features a navigation menu on the left, a user profile 'MOHAMMED HANI M ALMUNEEF' at the top right, and a 'HOME' button at the bottom right.

Note: By clicking on the () mark, you will be transferred to the next stage of the service.

Commercial Registry Services

Modifying the company's main commercial registry data

1 If there are any cancelled licenses, they will be added. If there are no licenses, click on (Continue).

The screenshot shows the 'Commercial Activity Data' page in the Saudi Business Center portal. The page includes a navigation menu on the left with options like 'Business Startup', 'Business Operation', 'Business Termination', and 'General Services'. The main content area displays 'Selected Activities' with two items: 'Keeping fish and fish products by drying, smoking or salting (102020)' and 'Keeping fish and fish products by cooling or freezing (102030)'. Below this, there is a section for 'Add pre-licensing data - before issuance' which currently shows 'No Data Available'. A red hand icon points to the 'Continue' button at the bottom right of the page.

Note: By clicking on the (👉) mark, you will be transferred to the next stage of the service.

Commercial Registry Services

Modifying the company's main commercial registry data

- 1 **Entering business data for e-commerce (optional)**
- 2 **Press (Continue)**

المركز السعودي للأعمال
Saudi Business Center

Home My Requests Inbox Contact Us Submit Complaint

Moazz Abdulrahman Omar Al-Otaibi A+ عربي

Amendment of Commercial Registration Data for Sole Proprietorship

1 Activities and Cancel Licenses 2 Ecommerce 3 Contact and Business Address 4 Request Summary

Request Number LLC1748270535015 Request Status New Request Creation Date 2025-05-26

Commercial Registration Information

Active Company


Trade Name	Unified National Number	Commercial Registration Issue Date	Commercial Registration confirmation Date
-	7004444444	H 13-08-1446 G 2025-02-11	H 03-11-1446 G 2025-04-30

E-commerce business data (optional)

I work in e-commerce

← Back

Continue →

Note: By clicking on the () mark, you will be transferred to the next stage of the service.

HOME



Modifying the company's main commercial registry data

1 If you wish to keep the trade name, choose to continue with the current trade name.

2 If you wish to modify the trade name, choose to modify the current trade name.

The screenshot shows the 'Tradename info' section of the Saudi Business Center website. The current trade name is 'مؤسسة زوون الدول التجارية'. Below this, there are two radio buttons: 'Continue with current tradename' (selected) and 'Update current tradename'. Red arrows and numbers 1 and 2 point to these buttons respectively. The page also includes a navigation menu, a user profile, and a footer with SDAIA logo and links for Privacy Policy, Terms & Conditions, and FAQs.

Note: By clicking on the () mark, you will be transferred to the next stage of the service.

HOME



Modifying the company's main commercial registry data

1 Choosing the type of trade name

Personal Trade Name: This option allows the business owner to use a personal trade name.

Reserved Trade Name: This option allows the facility owner to use a trade name that has been previously reserved with the Ministry of Commerce.

The screenshot shows the 'Tradename info' section of the Saudi Business Center portal. It includes a table for 'Capital' (2,101.00) and 'Currency' (Saudi Riyal). Below this, the 'Tradename info' section displays the current trade name 'شركة زوون الدول التجارية' and three radio button options: 'Continue with current tradename', 'Update current tradename', and 'Reserved Trade name'. A red '1' and a hand icon are overlaid on the 'Reserved Trade name' option. The page also features a navigation menu, a user profile 'moh nine nine nine', and a footer with SDAIA logo and version information.

Note: By clicking on the () mark, you will be transferred to the next stage of the service.

HOME

Modifying the company's main commercial registry data

1 Press (Continue)

المركز السعودي للأعمال
Saudi Business Center

Home My Requests Inbox Contact Us Submit Complaint

moh nine nine nine

Electronic Services

Business Startup

Business Operation

Business Termination

General Services

Capital Details

Capital	Currency
2,101.00	Saudi Riyal

Tradenname info

current trade name : شركة زوون الدول التجارية

Continue with current tradename Update current tradename

current trade name

Entity type	Type of facility (optional)	Tradenname	Activity type (optional)
شركة	Establishment	Zawon alawal	Commercial

Created Name : شركة زوون الدول التجارية

Back Cancel request Continue

SDAIA Development of the Saudi Data and Artificial Intelligence Authority

Privacy Policy Terms & Conditions FAQs

Note: By clicking on the () mark, you will be transferred to the next stage of the service.

HOME

Commercial Registry Services

Modifying the company's main commercial registry data

1 Determine the type of personal business name

2 Shows the type of name that was formed.

3 Press (Continue)

المركز السعودي للأعمال
Saudi Business Center

Home My Requests Inbox Contact Us Submit Complaint

Electronic Services

Business Startup

Business Operation

Business Termination

General Services

Personal Trade name

Complete the personal trade name

Name Type

Quaternary name

Entity type

شركة

Type of facility (optional)

Not defined

Personal tradename

moh nine nine nine

Activity type (optional)

Not defined

Created Name: شركة moh nine nine nine

Reserved Trade name

Back

Cancel request

Continue

SDAIA Development of the Saudi Data and Artificial Intelligence Authority

All rights reserved to the Saudi Center for Economic Business 2025 - Version 1.1.9

Privacy Policy Terms & Conditions FAQs

Note: By clicking on the () mark, you will be transferred to the next stage of the service.

HOME

Modifying the company's main commercial registry data

1 Enter the reserved trade name number.

2 Click on Get Data

3 Press (Continue)

! If you wish to reserve a new trade name

المركز السعودي للأعمال
Saudi Business Center

Home My Requests Inbox Contact Us Submit Complaint

Electronic Services

Business Startup

Business Operation

Business Termination

General Services

current trade name : شركة زوون الاول التجارية

Continue with current tradename Update current tradename

Personal Trade name

Reserved Trade name

Enter the reserved tradename number To reserve new tradename Click here !

Reservation number Fetch Information

Back Cancel request Continue

SDAIA Development of the Saudi Data and Artificial Intelligence Authority

Privacy Policy Terms & Conditions


All rights reserved to the Saudi Center for Economic Business 2025 . Version 1.1.9


Note: By clicking on the () mark, you will be transferred to the next stage of the service.

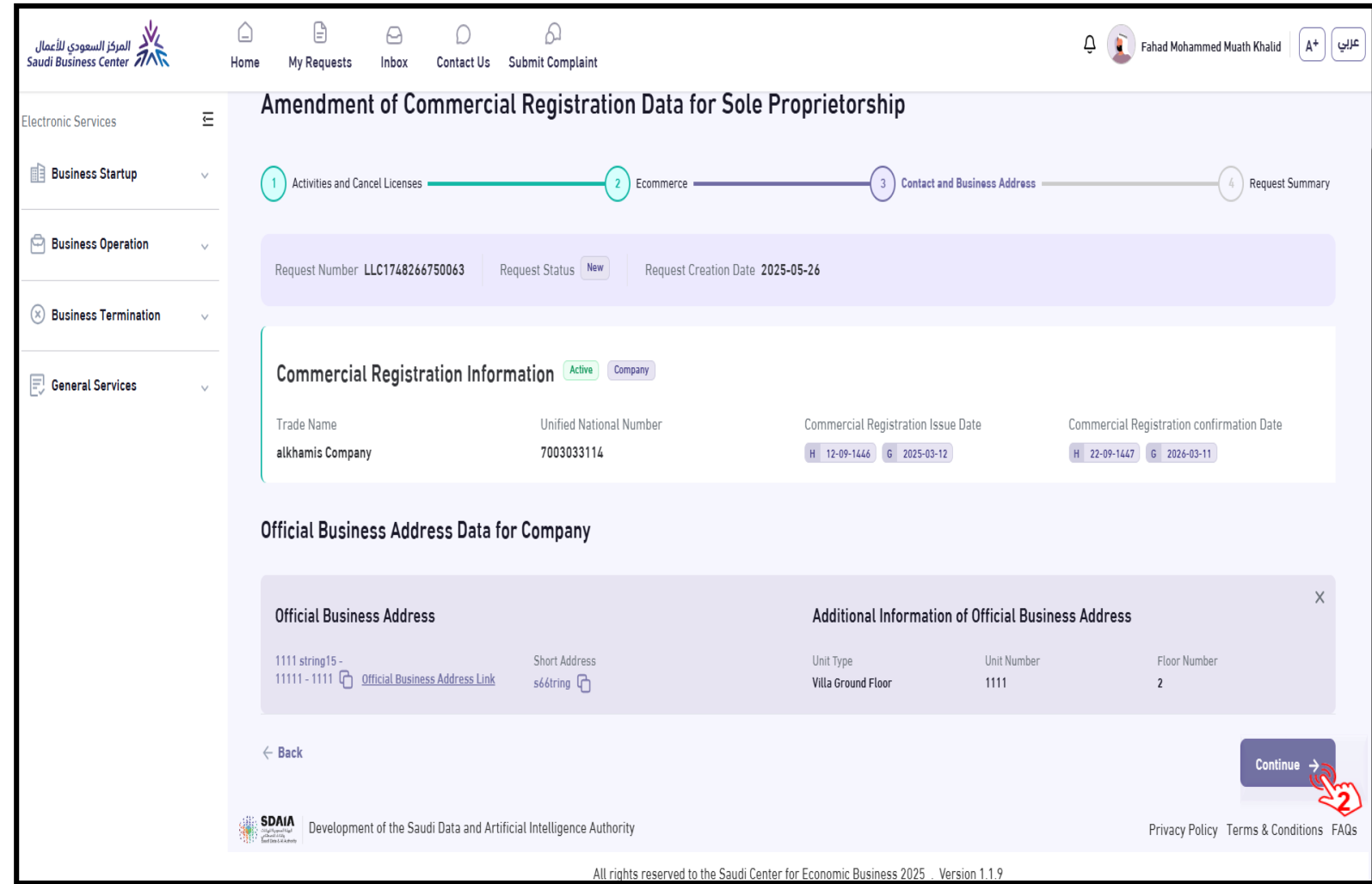
HOME

Commercial Registry Services

Modifying the company's main commercial registry data

 **1** If you wish to modify the company's national address, click on the (x) mark.

 **2** If you wish to continue with the same national address, click on (Continue)



Amendment of Commercial Registration Data for Sole Proprietorship

1 Activities and Cancel Licenses 2 Ecommerce 3 Contact and Business Address 4 Request Summary

Request Number LLC1748266750063 Request Status New Request Creation Date 2025-05-26

Commercial Registration Information Active Company

Trade Name Unified National Number Commercial Registration Issue Date Commercial Registration confirmation Date

alkhamis Company 7003033114 H 12-09-1446 G 2025-03-12 H 22-09-1447 G 2026-03-11

Official Business Address Data for Company

Official Business Address Additional Information of Official Business Address

1111 string15 - Short Address Unit Type Unit Number Floor Number

11111 - 1111 Official Business Address Link s66tring Villa Ground Floor 1111 2

← Back Continue →

SDAIA Development of the Saudi Data and Artificial Intelligence Authority

Privacy Policy Terms & Conditions FAQs

All rights reserved to the Saudi Center for Economic Business 2025 . Version 1.1.9

Note: By clicking on the () mark, you will be transferred to the next stage of the service.

HOME



Commercial Registry Services

Modifying the company's main commercial registry data

1 Click on (Add National Address)

المركز السعودي للأعمال
Saudi Business Center

Home My Requests Inbox Contact Us Submit Complaint

Fahad Mohammed Muath Khalid

Electronic Services

- Business Startup
- Business Operation
- Business Termination
- General Services

Amendment of Commercial Registration Data for Sole Proprietorship

1 Activities and Cancel Licenses 2 Ecommerce 3 Contact and Business Address 4 Request Summary

Request Number LLC1748266750063 Request Status New Request Creation Date 2025-05-26

Commercial Registration Information

Active Company

Trade Name	Unified National Number	Commercial Registration Issue Date	Commercial Registration confirmation Date
alkhamis Company	7003033114	H 12-09-1446 G 2025-03-12	H 22-09-1447 G 2026-03-11

Official Business Address Data for Company

Add The Official Business Address

← Back Continue →

SDAIA Development of the Saudi Data and Artificial Intelligence Authority

Privacy Policy Terms & Conditions FAQs

All rights reserved to the Saudi Center for Economic Business 2025 - Version 1.1.9

Note: By clicking on the () mark, you will be transferred to the next stage of the service.

HOME



Modifying the company's main commercial registry data

1 Select search by short title

2 Choose search by detailed title

Official Business Address

Search by Short Address 1

Search by Detailed Address 2

Cancel Save

Note: By clicking on the () mark, you will be transferred to the next stage of the service.

HOME



Modifying the company's main commercial registry data



1 Enter the short title

2 Click (Verify)

Official Business Address

Search by Short Address

Short Address

RLDC7012  

Search by Detailed Address

Note: By clicking on the () mark, you will be transferred to the next stage of the service.

HOME



Commercial Registry Services

Modifying the company's main commercial registry data

- 1 Open the drop-down menu and select the unit type.
- 2 Enter the unit number.
- 3 Enter the floor number.
- 4 Click (Save).

The screenshot shows the 'Official Business Address' form with the following elements and annotations:

- Search by Short Address:** Selected. Short Address: RLDC7012. Verify button.
- Official Business Address Data:** 7012 Al Hadaar - Badr Dist. Riyadh, 14724 - 2634. Official Business Address Link.
- Search by Detailed Address:** Unselected.
- Unit Type:** Shop. A red mouse cursor icon with '1' is pointing to the dropdown arrow.
- Unit Number:** 14. A red document icon with '2' is next to the input field.
- Floor Number:** 1. A red document icon with '3' is next to the input field.
- Buttons:** Cancel and Save. A red mouse cursor icon with '4' is pointing to the Save button.

Note: By clicking on the () mark, you will be transferred to the next stage of the service.

HOME



Modifying the company's main commercial registry data

- 1 Open the drop-down menu and select the region
- 2 Open the drop-down menu and select the city
- 3 Open the drop-down menu and select the neighborhood (optional)
- 4 Enter the building number
- 5 Click (Verify)

The screenshot shows a web form titled "Official Business Address" with a close button (X) in the top right corner. The form has two main sections: "Search by Short Address" (with a radio button) and "Search by Detailed Address" (with a radio button). Under "Search by Detailed Address", there are four input fields: "Region" (with a dropdown menu showing "Riyadh"), "City" (with a dropdown menu showing "RIYADH"), "District (optional)" (with a dropdown menu showing "Al Amal Dist."), and "Building Number" (with a text input field containing "3480"). A "Verify" button is located below these fields. At the bottom of the form are "Cancel" and "Save" buttons. Red arrows with numbers 1 through 5 point to the dropdown menus for Region, City, and District, the Building Number input field, and the Verify button respectively. The background shows a blurred view of the main application interface with a progress bar and various navigation links.






Note: By clicking on the () mark, you will be transferred to the next stage of the service.

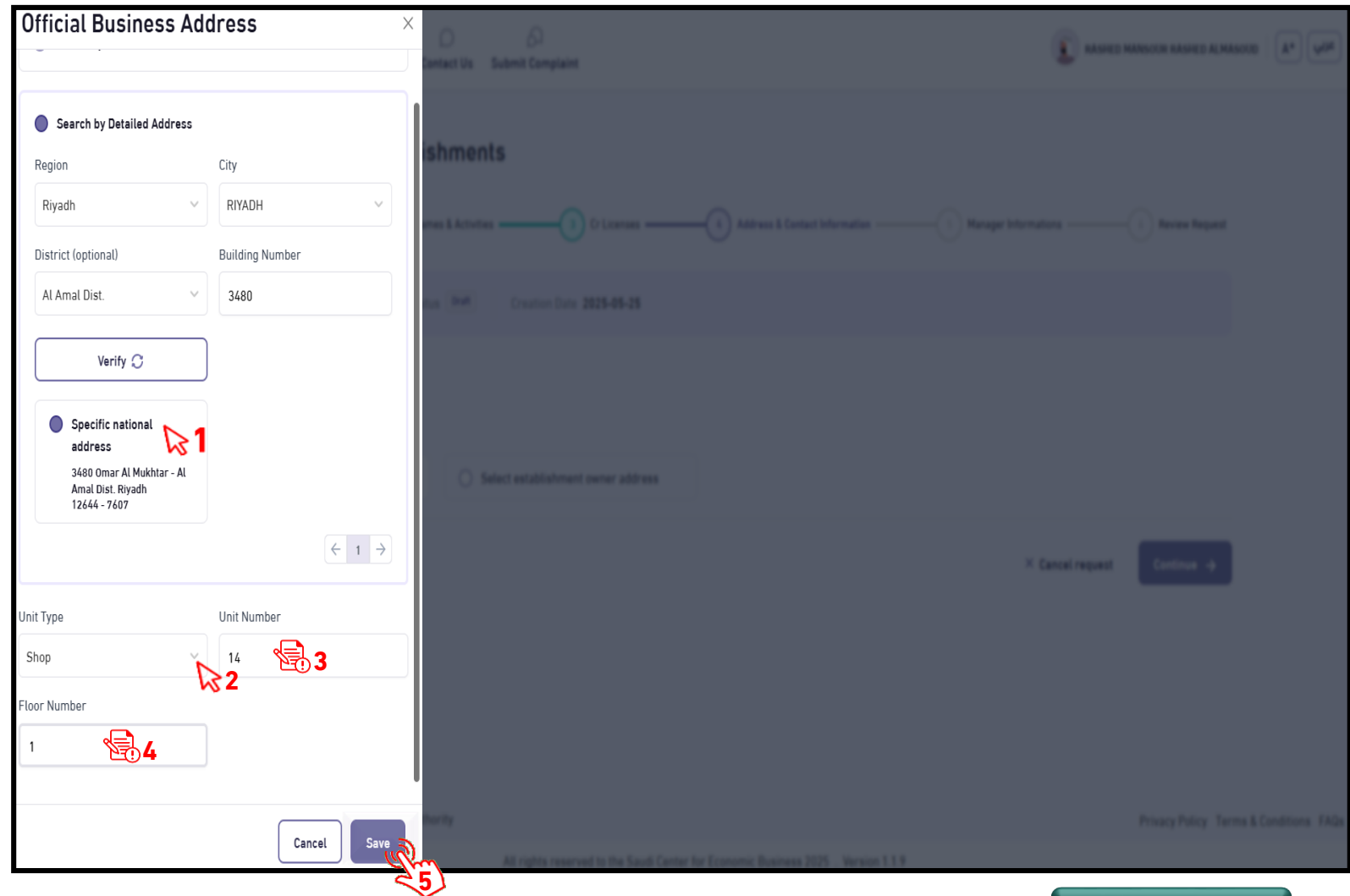
HOME



Commercial Registry Services

Modifying the company's main commercial registry data

-  **1** Select the specified national address.
-  **2** Open the drop-down menu and select the unit type.
-  **3** Enter the unit number.
-  **4** Enter the floor number.
-  **5** Click (Save).



The screenshot shows the 'Official Business Address' form with the following fields and annotations:

- Search by Detailed Address:** Region (Riyadh), City (RIYADH), District (optional) (Al Amal Dist.), Building Number (3480). A 'Verify' button is present.
- Specific national address:** 3480 Omar Al Mukhtar - Al Amal Dist. Riyadh 12644 - 7607. A red mouse cursor icon with the number '1' points to this section.
- Unit Type:** Shop. A red mouse cursor icon with the number '2' points to the dropdown arrow.
- Unit Number:** 14. A red document icon with the number '3' points to this field.
- Floor Number:** 1. A red document icon with the number '4' points to this field.
- Buttons:** 'Cancel' and 'Save' buttons. A red hand cursor icon with the number '5' points to the 'Save' button.

Note: By clicking on the () mark, you will be transferred to the next stage of the service.

HOME



Commercial Registry Services

Modifying the company's main commercial registry data

1 Press (Continue)

Amendment of Commercial Registration Data for Sole Proprietorship

1 Activities and Cancel Licenses 2 Ecommerce 3 Contact and Business Address 4 Request Summary

Request Number LLC1748266750063 Request Status New Request Creation Date 2025-05-26

Commercial Registration Information Active Company

Trade Name Unified National Number Commercial Registration Issue Date Commercial Registration confirmation Date

alkhamis Company 7003033114 H 12-09-1446 G 2025-03-12 H 22-09-1447 G 2026-03-11

Official Business Address Data for Company

Official Business Address Additional Information of Official Business Address

1111 string15 - 11111 - 1111 Official Business Address Link Short Address s66tring

Unit Type Unit Number Floor Number

Villa Ground Floor 1111 2

Continue

SDAIA Development of the Saudi Data and Artificial Intelligence Authority

Privacy Policy Terms & Conditions FAQs

All rights reserved to the Saudi Center for Economic Business 2025 . Version 1.1.9

Note: By clicking on the () mark, you will be transferred to the next stage of the service.

HOME

Commercial Registry Services

Modifying the company's main commercial registry data

- 1 If you wish to modify your mobile number, click Modify.
- 2 If you wish to modify your email address, click Modify.
- 3 Write the phone number
- 4 If you wish to keep the company's contact information, click (Continue)

The screenshot displays the user interface for modifying company data. At the top, there are navigation links: Home, My Requests, Inbox, and Contact Us. The user is logged in as MOHAMMED HANI M ALMUNEEF. The main content area is titled 'Official Business Address' and includes an 'Edit' icon. Below this, there are two sections: 'Official Business Address' and 'Additional information for official business address'. The 'Official Business Address' section shows the full address (7012 Al Hadaar - Badr Dist. Riyadh) and a short address (RLOCT012). The 'Additional information' section shows Property Type (Flat), Unit Number (1111), and Floor (1). Below these sections is the 'Company Contact Information' section, which includes fields for Mobile Number (00966555603272) and Email (mohammed.hani.almunif@gmail.com). Both fields have a 'Modify' icon (a pencil inside a square) next to them, with red arrows and numbers 1 and 2 pointing to them. Below the contact information, there are fields for Phone Number (0111111111) and Website (Optional) (www.yourstore.com). The phone number field has a red arrow and number 3 pointing to it. At the bottom right, there is a 'Save' button with a red arrow and number 4 pointing to it. A 'Continue' button is also visible at the bottom right.

Note: By clicking on the () mark, you will be transferred to the next stage of the service.

HOME

Modifying the company's main commercial registry data

- 1 Enter your mobile number. It must be in the format 05xxxxxxxx.
- 2 Click (Verify)

Official Business Address

7012 Al Hadaar - Badr Dist. Riyadh
14734 - 2434 [Official Business Address Link](#)



Short address
KLDC7012

Additional information for official business address

Property Type	Unit Number	Floor
Flat	11111	1

Company Contact Information ⓘ

Mobile Number

009665xxxxxxxx  [Please verify Mobile Number](#) 

should match the following Saudi mobile format (009665xxxxxxxx)

Email

someone@example.org [Please verify Email](#)

should match the following format (someone@example.org)

Phone Number

0xxxxxxxx

Website (Optional)

www.yourstore.com

should match the following saudi landline format (01xxxxxxxx) Link should match the following format https://example.sa/xxxx

Save →

← Back

Continue →

SDAA Development of the Saudi Data and Artificial Intelligence Authority

Privacy Policy Terms & Conditions FAQs



Note: By clicking on the () mark, you will be transferred to the next stage of the service.

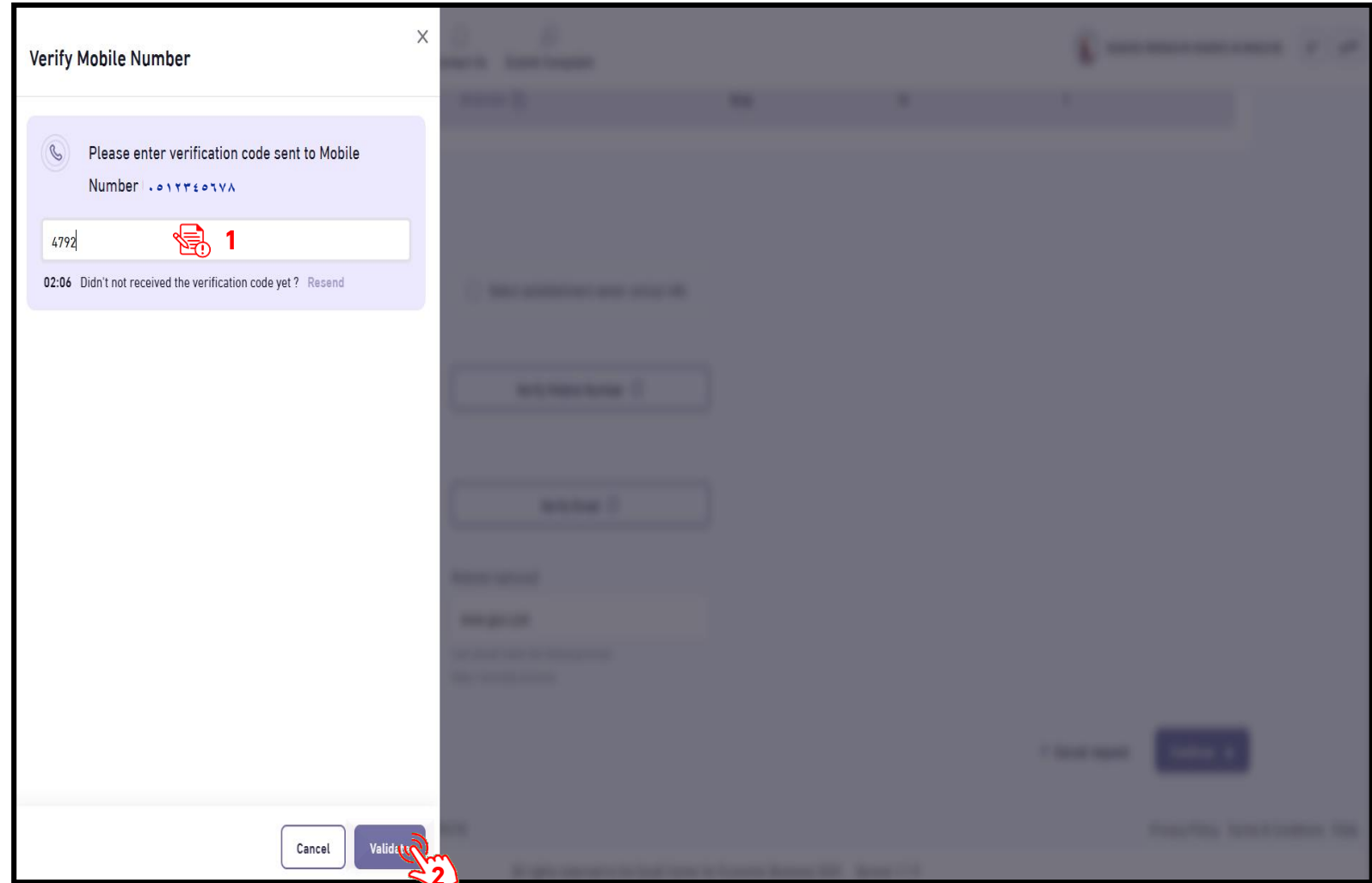
HOME



Commercial Registry Services

Modifying the company's main commercial registry data

-  **1** Enter the verification code sent to your mobile phone
-  **2** Click (Save)





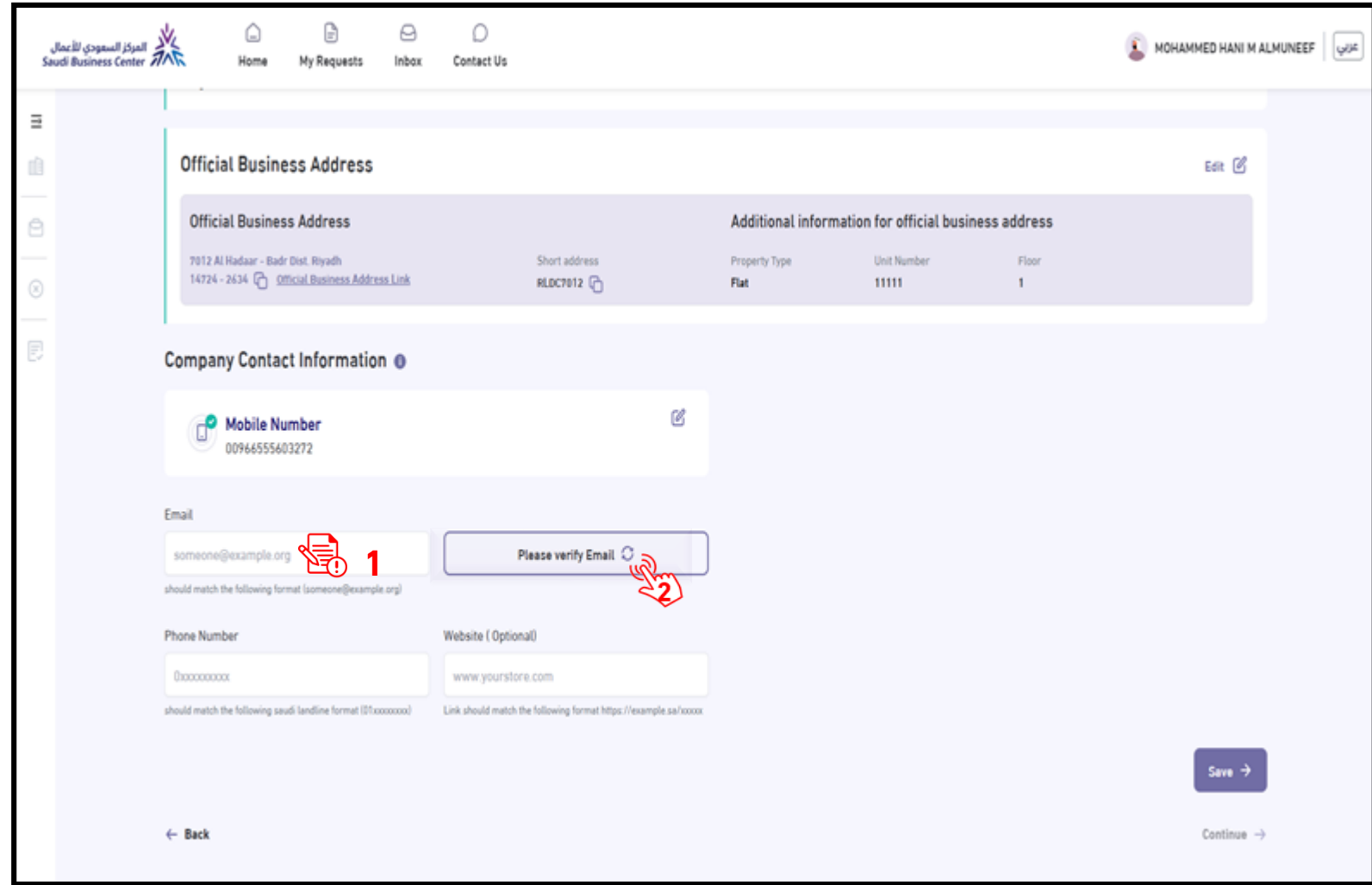
Note: By clicking on the () mark, you will be transferred to the next stage of the service.

HOME



Modifying the company's main commercial registry data

-  **1 Writing an email**
Click on (Verify Email)
You will receive a message via the email address you entered to verify the validity of the email address.
-  **2**



Official Business Address

Official Business Address

7012 Al Hadaar - Badr Dist. Riyadh
14724 - 2634 [Official Business Address Link](#)



Short address
RLDC7012

Additional information for official business address

Property Type	Unit Number	Floor
Flat	11111	1

Company Contact Information

Mobile Number
00966555603272

Email
someone@example.org  **1**  **2**

should match the following format (someone@example.org)

Phone Number
00000000000

Website (Optional)
www.yourstore.com

should match the following saudi landline format (0100000000)

Link should match the following format https://example.sa/xxxx

Save →

← Back

Continue →

Note: By clicking on the () mark, you will be transferred to the next stage of the service.

HOME



Commercial Registry Services

Modifying the company's main commercial registry data

1 Press (Continue)

The screenshot displays the user interface for modifying company data. At the top, there is a navigation bar with icons for Home, My Requests, Inbox, and Contact Us, along with the user's name 'MOHAMMED HANI M ALMUNEEF'. The main content area is divided into two sections: 'Official Business Address' and 'Company Contact Information'. The 'Official Business Address' section shows the current address '7012 Al Hadaar - Badr Dist. Riyadh' and a table of additional information. The 'Company Contact Information' section includes fields for Mobile Number (00966555603272) and Email (mohammed.hani.almunif@gmail.com). Below these are fields for Phone Number (0111111111) and Website (Optional) (www.yourstore.com). A red hand icon points to the 'Continue' button at the bottom right.

Official Business Address		Additional information for official business address		
7012 Al Hadaar - Badr Dist. Riyadh 14724 - 2634 Official Business Address Link	Short address RLOCT012	Property Type Flat	Unit Number 11111	Floor 1

Note: By clicking on the () mark, you will be transferred to the next stage of the service.

HOME

Commercial Registry Services

Modifying the company's main commercial registry data

1 If you want to remove the current commercial register manager and add a new manager, click on the delete icon.

2 If you want to keep the current manager and add another manager, click Add Manager.

3 If you want to continue with the same manager, click (Continue)

Commercial Registration Information

Trade Name: شركة زونون الدول التجارية

Unified National Number: 7005566620

Commercial Registration Issue Date: 11-10-1446 H, 2025-04-09 G

Commercial Registration confirmation Date: 20-10-1447 H, 2026-04-08 G

Managers Data

Managers list (Number of managers: 1)

+ Add manager

Hossah Saad naseer Saad

Nationality: Saudi Arabia, ID number: 1000141745

Mobile number: 0524523423

Email: asd@www.com

← Back, Cancel request, Continue →

SDAIA Development of the Saudi Data and Artificial Intelligence Authority

Privacy Policy, Terms & Conditions, FAQs

All rights reserved to the Saudi Center for Economic Business 2025 - Version 1.1.9

Note: By clicking on the () mark, you will be transferred to the next stage of the service.

HOME

Commercial Registry Services

Modifying the company's main commercial registry data

1 Click on (Add Manager)

المركز السعودي للأعمال
Saudi Business Center

Home My Requests Inbox Contact Us Submit Complaint

Electronic Services

- Business Startup
- Business Operation
- Business Termination
- General Services

Commercial Registration Information

Active Establishment

Trade Name	Unified National Number	Commercial Registration Issue Date	Commercial Registration confirmation Date
مؤسسة مؤسسة زوون الدول التجارية	7005566620	H 11-10-1446 G 2025-04-09	H 20-10-1447 G 2026-04-08

Managers Data

Managers list Number of managers (0)

There are no managers added

+ Add manager

← Back Cancel request Continue →

SDAIA Development of the Saudi Data and Artificial Intelligence Authority

Privacy Policy Terms & Conditions FAQs

All rights reserved to the Saudi Center for Economic Business 2025. Version 1.1.9

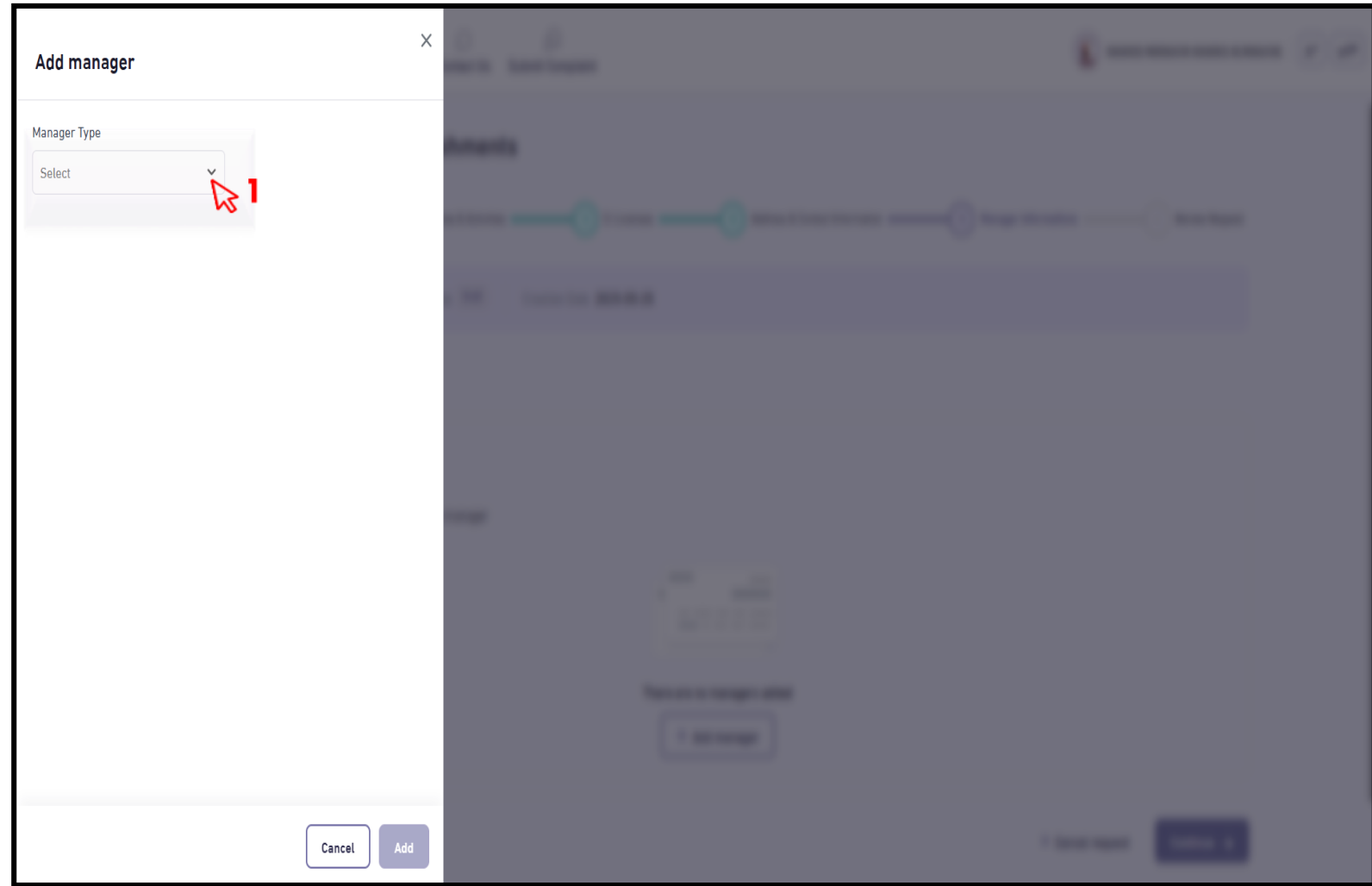
Note: By clicking on the () mark, you will be transferred to the next stage of the service.

HOME



Modifying the company's main commercial registry data

1 Open the drop-down menu and select the manager type.






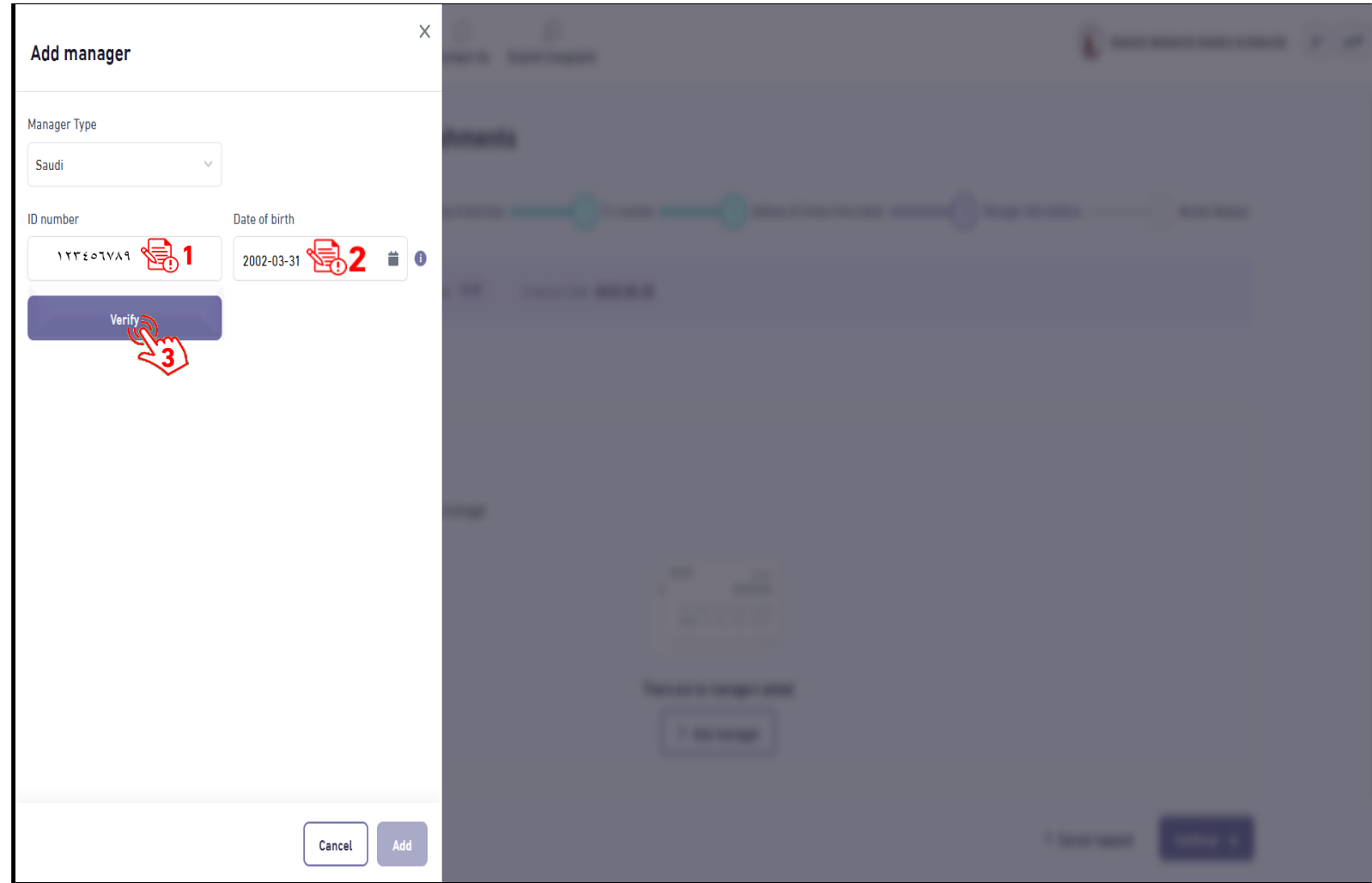
The screenshot shows a modal window titled "Add manager" with a close button (X) in the top right corner. Inside the modal, there is a "Manager Type" label above a drop-down menu. The drop-down menu is open, showing a list of options. A red mouse cursor is pointing at the drop-down arrow, and a red number "1" is next to it. At the bottom of the modal, there are two buttons: "Cancel" and "Add".

Note: By clicking on the () mark, you will be transferred to the next stage of the service.

Commercial Registry Services

Modifying the company's main commercial registry data

-  **1** Enter your ID number
-  **2** Enter your date of birth
-  **3** Click (Verify)



The screenshot shows a mobile application interface for adding a manager. The form is titled "Add manager" and includes the following fields and actions:

- Manager Type:** A dropdown menu with "Saudi" selected.
- ID number:** A text input field containing "١٢٣٤٥٦٧٨٩" with a red document icon and the number "1" next to it.
- Date of birth:** A date picker field showing "2002-03-31" with a red document icon and the number "2" next to it.
- Verify:** A blue button with a hand cursor icon and the number "3" next to it, indicating the next step.
- Buttons:** "Cancel" and "Add" buttons at the bottom.

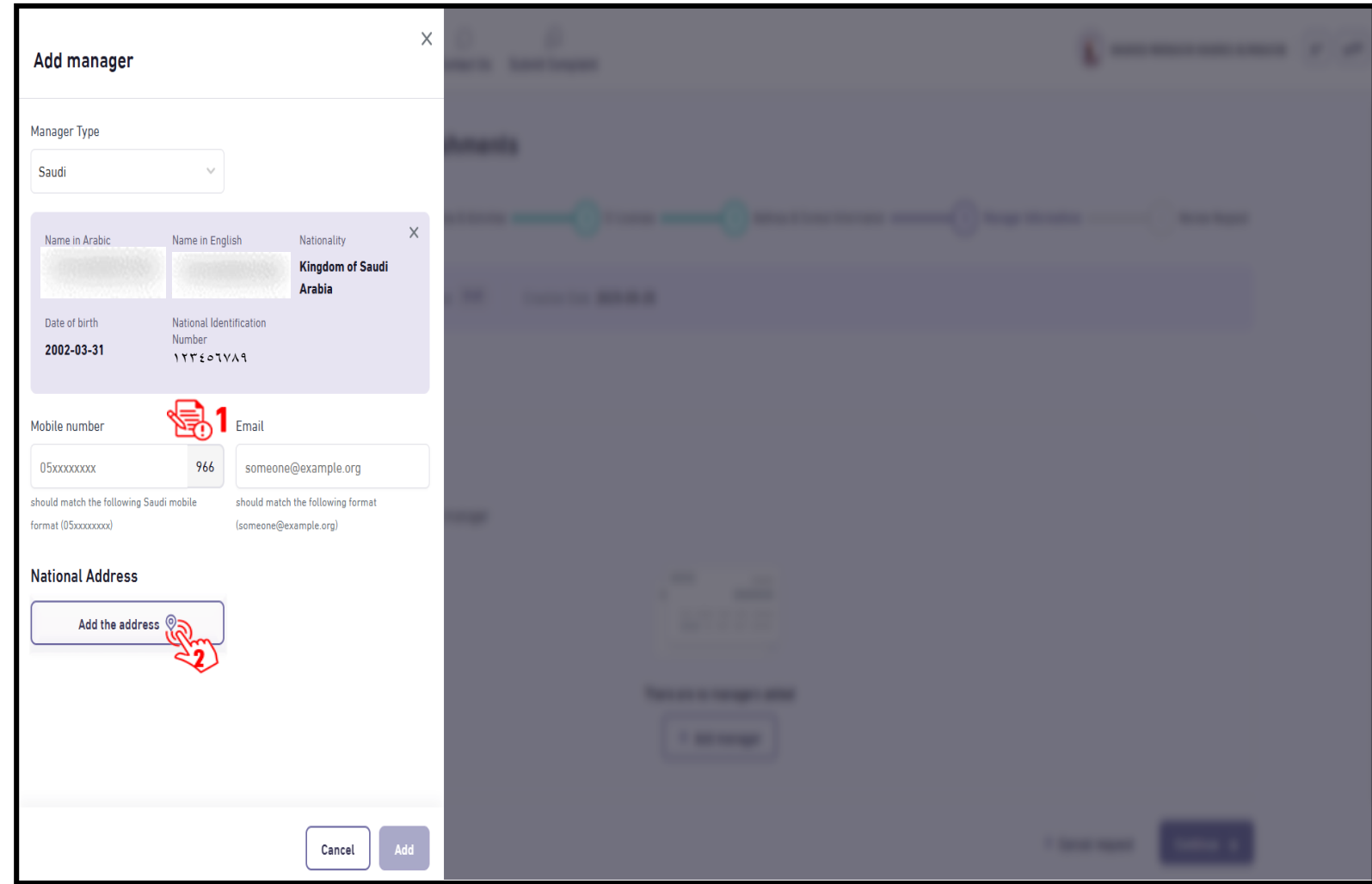
Note: By clicking on the () mark, you will be transferred to the next stage of the service.

HOME

Modifying the company's main commercial registry data

 **1** Add mobile number and email

 **2** Click on (Add Address)



Add manager

Manager Type
Saudi

Name in Arabic
Name in English
Nationality
Kingdom of Saudi Arabia

Date of birth
2002-03-31
National Identification Number
123456789

Mobile number
05xxxxxxx
966
someone@example.org

should match the following Saudi mobile format (05xxxxxxx)
should match the following format (someone@example.org)

National Address
Add the address

Cancel Add

Note: By clicking on the () mark, you will be transferred to the next stage of the service.

HOME



Commercial Registry Services

Modifying the company's main commercial registry data

1 Select search by short title

2 Choose search by detailed title

Official Business Address

Search by Short Address 1

Search by Detailed Address 2

Cancel Save

Note: By clicking on the () mark, you will be transferred to the next stage of the service.

HOME



Commercial Registry Services

Modifying the company's main commercial registry data



1 Enter the short title

2 Click (Verify)

Official Business Address

Search by Short Address

Short Address

RLDC7012  

Search by Detailed Address

Note: By clicking on the () mark, you will be transferred to the next stage of the service.

HOME



Modifying the company's main commercial registry data

- 1 Open the drop-down menu and select the unit type.
- 2 Enter the unit number.
- 3 Enter the floor number.
- 4 Click (Save).

The screenshot shows the 'Official Business Address' form with the following elements and annotations:

- Search by Short Address:** A radio button is selected. The 'Short Address' field contains 'RLDC7012' and a 'Verify' button.
- Official Business Address Data:** A box displaying '7012 Al Hadaar - Badr Dist. Riyadh' and '14724 - 2634' with an 'Official Business Address Link' icon.
- Search by Detailed Address:** An unselected radio button.
- Unit Type:** A dropdown menu showing 'Shop' with a red arrow and '1' pointing to the dropdown arrow.
- Unit Number:** A text field containing '14' with a red arrow and '2' pointing to the field.
- Floor Number:** A text field containing '1' with a red arrow and '3' pointing to the field.
- Buttons:** 'Cancel' and 'Save' buttons at the bottom. A red arrow and '4' point to the 'Save' button.

Note: By clicking on the () mark, you will be transferred to the next stage of the service.

HOME



Commercial Registry Services

Modifying the company's main commercial registry data






- 1 Open the drop-down menu and select the region.
- 2 Open the drop-down menu and select the city.
- 3 Open the drop-down menu and select the neighborhood (optional)
- 4 Writing the building number
- 5 Click (Verify)

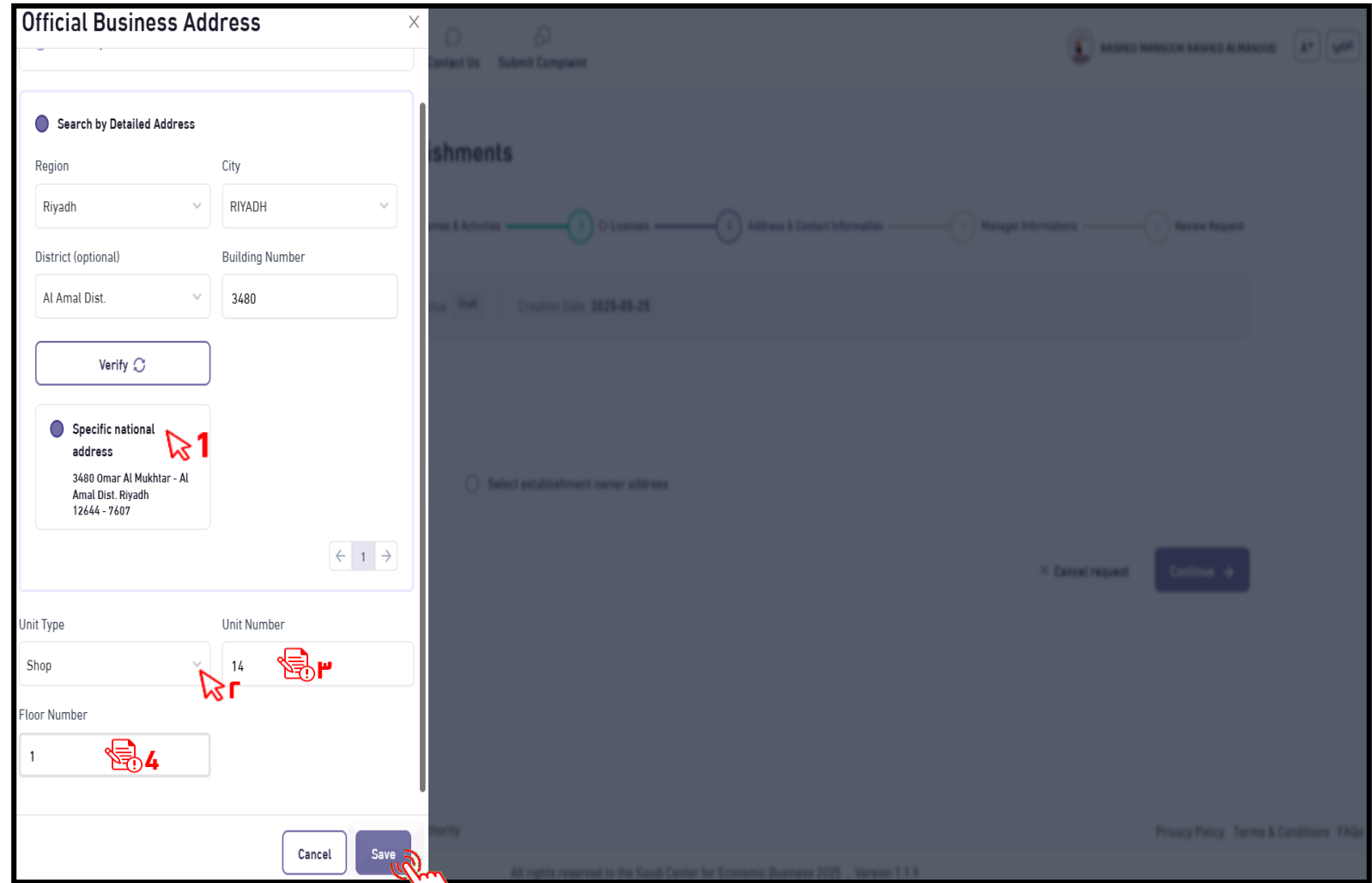
The screenshot shows a web form titled "Official Business Address" with a close button (X) in the top right corner. The form has two search options: "Search by Short Address" (unselected) and "Search by Detailed Address" (selected). Under "Search by Detailed Address", there are four input fields: "Region" (with "Riyadh" selected), "City" (with "RIYADH" selected), "District (optional)" (with "Al Amal Dist." selected), and "Building Number" (with "3480" entered). A red mouse cursor icon is positioned over the "Verify" button. Red numbers 1 through 5 are placed near the dropdown menus and the "Verify" button to correspond to the steps in the list on the left. At the bottom of the form are "Cancel" and "Save" buttons. The background shows a blurred dashboard with a progress bar and various menu items.

Note: By clicking on the () mark, you will be transferred to the next stage of the service.

Commercial Registry Services

Modifying the company's main commercial registry data

-  **1** Select the specific national address
-  **2** Open the drop-down menu and select the unit type.
-  **3** Writing the unit number
-  **4** Writing the role number
-  **5** Click (Save)



The screenshot shows the 'Official Business Address' form with the following fields and annotations:

- Search by Detailed Address:** Region (Riyadh), City (RIYADH), District (optional) (Al Amal Dist.), Building Number (3480). A 'Verify' button is present.
- Specific national address:** 3480 Omar Al Mukhtar - Al Amal Dist. Riyadh 12644 - 7607. A red mouse cursor icon with the number '1' points to this section.
- Unit Type:** Shop. A red mouse cursor icon with the number '2' points to the dropdown arrow.
- Unit Number:** 14. A red document with exclamation mark icon with the number '3' points to this field.
- Floor Number:** 1. A red document with exclamation mark icon with the number '4' points to this field.
- Buttons:** 'Cancel' and 'Save' buttons. A red hand cursor icon with the number '5' points to the 'Save' button.

Note: By clicking on the () mark, you will be transferred to the next stage of the service.

HOME



Modifying the company's main commercial registry data

1 Press (Continue)

المركز السعودي للأعمال
Saudi Business Center

Home My Requests Inbox Contact Us Submit Complaint

Amendment of Commercial Registration Data for Sole Proprietorship

1 Owner Informations 2 TradeNames & Activities 3 Cr Licenses 4 Address & Contact Information 5 Manager Informations 6 Review Request

Request Number ICR180347 Request Status Draft Creation Date 2025-05-25

Managers

Managers list Number of managers (1) + Add manager

Nationality	ID number
Kingdom of Saudi Arabia	١٢٣٤٥٦٧٨٩
Mobile number	051234568
Email	TTX@GMAIL.COM

← Back Cancel request Continue →

Note: By clicking on the (👉) mark, you will be transferred to the next stage of the service.

HOME

Commercial Registry Services

Modifying the company's main commercial registry data

- 1 Review the application summary
- 2 Acknowledge the accuracy of all entered data
- 3 Click on (Submit Application)

The screenshot displays the 'Commercial Registration Information' page for 'alkhamis Company'. The page features a navigation menu on the left with options like 'Business Startup', 'Business Operation', 'Business Termination', and 'General Services'. The main content area shows 'Commercial Registration Information' with details such as Trade Name (alkhamis Company), Unified National Number (7003033114), and registration dates. A 'Request Summary' section is highlighted with a red exclamation mark and the number '1', containing expandable sections for 'Activities', 'Business Address', and 'Contact Data'. Below this is an 'Endorsement' section with a checkbox and the text: 'I acknowledge the accuracy of all the data entered, and I alone bear all responsibility resulting from that. I also bear sole responsibility to the Center, its representatives, and other government agencies if it is proven otherwise.' A red mouse cursor points to this text, labeled with a red '2'. At the bottom right, there is a 'Submit Request' button with a red hand icon pointing to it, labeled with a red '3'. The footer includes the SDAIA logo and text: 'Development of the Saudi Data and Artificial Intelligence Authority', 'All rights reserved to the Saudi Center for Economic Business 2025 . Version 1.1.9', and links for 'Privacy Policy', 'Terms & Conditions', and 'FAQs'.

Note: By clicking on the (👉) mark, you will be transferred to the next stage of the service.

HOME



Commercial Registry Services

Modifying the company's main commercial registry data

1 If you are sure you want to submit the application, click Yes.

المركز السعودي للأعمال
Saudi Business Center

Home My Requests Inbox Contact Us Submit Complaint

Fahad Mohammed Muath Khalid

Electronic Services

- Business Startup
- Business Operation
- Business Termination
- General Services

Commercial Registration Information

Active Company

Trade Name	Unified National Number	Commercial Registration Issue Date	Commercial Registration confirmation Date
alkhamis Company	7003033114	H 12-09-1446 G 2025-03-12	H 22-09-1447 G 2026-03-11

Request Summary

- Activities
- Business Address
- Contact Data

Endorsement

I acknowledge the accuracy of all the data entered, and I alone bear all responsibility resulting from that. I also bear sole responsibility to the Center, its representatives, and other gc otherwise.

Do you want to submit the request ?

Yes No

Submit Request →

← Back

SDAIA Development of the Saudi Data and Artificial Intelligence Authority

Privacy Policy Terms & Conditions FAQs

All rights reserved to the Saudi Center for Economic Business 2025 . Version 1.1.9

Note: By clicking on the () mark, you will be transferred to the next stage of the service.

HOME



Commercial Registry Services

Modifying the company's main commercial registry data

- 1 A message appears indicating that the application was submitted successfully.
- 2 You can view the order number and know the next sequence on your order until it is completed.

المركز السعودي للأعمال
Saudi Business Center

Home My Requests Inbox Contact Us Submit Com

Request is submitted successfully! 1
27/05/2025, 09:42 AM

Amendment of Commercial Registration Data for Sole Proprietorship

Request Number LLC1748270535015 Request Status Submitting request to Send to MC Request Creation Date 2025-05-26

Commercial Registration Information

Active Company

Trade Name	Unified National Number	Commercial Registration Issue Date	Commercial Registration confirmation Date
-	7004444444	H 13-08-1446 G 2025-02-11	H 03-11-1446 G 2025-04-30

What's the next step?

After submitting the application, your application will be processed according to the following sequence :

Submitting request to Send to MC — Input Verification — Parties Approvals — Calculate Fees — Waiting For Payment — Paid — Waiting For Entity — Completed

Request Summary

- > Activities
- > Business Address
- > Contact Data

HOME

وزارة التجارة
Ministry of Commerce



Thank you